


RaspberryPi



RGB Full-color LED Matrix Panel for Raspberry Pi Pico, 16×10 Grid

User Manual



Raspberry Pi Pico Header Compatibility:


Onboard Female Pin Header for Direct Attaching To Raspberry Pi Pico



* Please correctly connect the Module and Raspberry Pi Pico as the picture shown.

Onboard Right-Angled Male Pin Header:

For Connecting External Driver, Or Cascading



Pinout Definition:

GP0	1	40	VBUS
GP1	2	39	VSYS
GND	3	38	GND
GP2	4	37	3V3_EN
GP3	5	36	3V3(OUT)
GP4	6	35	ADC_VREF
GP5	7	34	GP28
GND	8	33	GND
GP6	9	32	GP27
GP7	10	31	GP26
GP8	11	30	RUN
GP9	12	29	GP22
GND	13	28	GND
GP10	14	27	GP21
GP11	15	26	GP20
GP12	16	25	GP19
GP13	17	24	GP18
GND	18	23	GND
GP14	19	22	GP17
GP15	20	21	GP16

VBUS		Power input
GND		Ground
GP6	DIN	Data input (default)
GP7	DIN	Data input (alternative)
GP22	DIN	Data input (alternative)